

∩ ∧

2012

2013-026

2013 04

cninf 巨潮资讯 www.cninfo.co m.cn 中国证监会指定信

U

2012 ˇ 2
Ո 2
Ո 6
Ո Ե 8
ˇ 11
.....31
ɻ ╟ ɻ ɑ 45
˚ Ո˚ ɑ 53
Ո 60
ϐ 68
ˉ Ե ˇ 68
ˉ 189

cninf 巨潮资讯 www.cninfo.co m.cn 中国证监会指定信

ﻑﻱ		ﻑﻱ ﻥ ﺓ
		ﻑﻱ ﻥ ﺓ
		ﺹﻡ ﻥ
ﻡ		ﻑﻱ ﻥ ﻡ ﺃﺹﻡ ﻡ
ﻥ ﻡ ﻡ		ﻥ ﻡ
ﻥ ﺥ		ﻥ ﺥ ﺏ ﻡ
ﻡ		ﻥ ﻡ
ﻓ ﻡ ﺭ ﻓ		ﻡ ﻓ 8 ﺭ
ﻥ		ﻡ ﻥ 8
ﺕ ﻡ		ﻡ ﺕ ﻕ
ﻥ		ﻡ ﻥ 8
8		ﻡ 8
8		ﻡ 8
		ﻡ(ﻥ ﺭ: ﻡ) ﻥ
		ﻡ 8 ﻕ ﻥ
8		ﻡ 8
8 ﺕ		ﻡ 8 ﺕ 8 ﻡ
ﻥ		ﻥ ﺕ ﻡ
ﻥ ﻓ		ﻥ ﻓ ﻡ
		ﻡ
ﻩ ﻩ		2012 1 1 2012 12 31

cninf 巨潮资讯 www.cninfo.co m.cn 中国证监会指定信

ב ל , ל מ א

巨潮资讯
www.cninfo.co
m.cn 中国证监会指定信

ՈՒ

نې ل ۹

□ √

	2012	2011		(%)	2010	
	2,087,519,161.84	2,207,708,539.06	2,341,260,744.36	-10.84%	1,366,781,296.91	1,366,781,296.91
	255,461,059.63	300,353,372.78	323,976,667.80	-21.15%	219,530,952.91	223,603,074.93
	218,856,162.04	294,480,497.08	269,351,662.75	-18.75%	207,715,818.65	211,794,974.60
	183,966,860.18	166,926,090.83	165,006,869.89	11.49%	130,072,804.00	132,085,237.50
/	0.26	0.48	0.34	-23.53%	0.35	0.35
/	0.26	0.48	0.34	-23.53%	0.35	0.35
%	18.36%	30.46%	31.59%	-13.23%	22.79%	23.16%
	2012	2011		(%)	2010	
	2,094,865,990.67	1,602,789,529.14	1,800,053,515.49	16.38%	1,478,181,458.58	1,492,025,708.11
	1,620,752,833.87	1,116,947,108.26	1,168,513,015.38	38.7%	874,054,575.21	882,998,464.47

2012 7 12 2011

1

巨潮资讯 www.cninfo.com.cn 中国证监会指定信息披露网站

	ﻫ ، ¯		ﻫ ،	
				]
ﻯ ﻫ ‡	255,461,059.63	323,976,667.80	1,620,752,833.87	1,168,513,015.38
ﻯ ﻫ ‡ ﻝ				

2 ﻝ ﻫ ‡ ﻯ ﻫ ‡ Ł ﺨ ، ¯ Ո ، ϙ

	ﻫ ، ¯	ﻫ ،

Ո	0.00	0.00		
Ո	0.00	0.00		
Ո Ո Ո

ني

2012

21.15% 2012

20.88 3.45 2.76

2.55

1

	2012	2011		

2012

20%

□ √

2

	2012	2011	
	2,071,206,745.89	2,336,482,914.77	-11.35%
	16,312,415.95	4,777,829.59	241.42%
	2,087,519,161.84	2,341,260,744.36	-10.84%

√ □

		2012	2011	%
:		32,331.25	35,493.01	

3

՝

՝		2012		2011		՝ (%)
			%		%	
Ո	Վ	578,726,432.33	45.74%	595,574,754.60	41.94%	-2.83%
Ո	╟ ┘	36,495,367.80	2.88%	31,076,157.68	2.19%	17.44%
Ո		46,921,239.04	3.71%	43,598,564.50	3.07%	7.62%
Ո	⁸	48,681,863.37	3.85%	44,992,442.84	3.17%	8.2%

p՝

՝

p՝		2012		2011		՝ (%)
			%		%	
p	Վ	510,924,263.51	40.38%	497,668,979.83	35.05%	2.66%
p	╟ ┘	35,745,958.38	2.83%	30,104,468.47	2.12%	18.74%
p		44,220,951.05	3.5%	40,266,208.48	2.84%	9.82%
p	⁸	43,635,204.74	3.45%	40,218,427.68	2.83%	8.5%

5		7,577,460.00	0.75%
1	——	74,483,515.75	7.41%

4

╟	392,290,000.00	137,615,400.00	185.06%
╟	63,880,168.83	156,166,750.67	-59.09%
╟ '			

Ո ֆ 1 ֏ ֆ ֆ ֆ

□ √

ני ϕ†

1 ע ╠ ϕ

	2012		2011		֏ %	ע ╠
		ֿ %		ֿ %		
	449,614,692.85	21.46%	287,213,510.30	15.96%	5.5%	ֿ 8,665 Ռ ֿ 8 ל
	152,612,995.81	7.29%	78,841,949.25	4.38%	2.91%	, ע 3-6 , . ל ֏ ל 8 5,620 46.10% ﻫ
	200,954,292.34	9.59%	210,702,607.28	11.71%	-2.12%	֏ ע
سم	0.00	0%	0.00	0%	0%	
	0.00	0%	0.00	0%	0%	
ش	327,630,788.03	15.64%	241,452,985.79	13.41%	2.23%	╪ Ռ 3,174.46 يخ Ռ ל 8 ش 4,269.22
ﺟ	124,672,466.34	5.95%	68,024,402.20	3.78%	2.17%	ֆ Ռ ╕

2 ע ╠ ϕ

	2012	2011	֏ %	ע ╠

3 Ո

1.	0.00				0.00	0.00	0.00
2.	0.00				0.00	0.00	0.00
3.	0.00				0.00	0.00	0.00
	0.00				0.00	0.00	0.00
	0.00				0.00	0.00	0.00
	0.00				0.00	0.00	0.00
	0.00				0.00	0.00	0.00
	0.00				0.00	0.00	0.00
	0.00				0.00	0.00	0.00

□ √

1 p Ո F

p p 700 p

ϙ†

1 ϙ

1 ϙ

ϙ		
2012	2011	⊥ ╟
ϙ		
	⊦	%

2 ϙ ⊠⊠⊠

				%		%				
		0.00	0	--	0	--	0.00	0.00	--	--

۷ ۷					ھ			۱	۲ ñ	۱	
۸	0	--									

2 ɡ

ɹ Ո ɡ	ɹ ĭ (Ŏ ɹ)	ɡ	ɾ	(1)	ɾ	(2)	(%)(3) (2)/(1)	ɹ	ɾ	ɹ ĭ	ɹ ĭ ɹ ɹ

ﻉ ﻍ	ﺝ ﺵ ﺍ ﻣﻫ ﻡ 84,614,815.06 ﺍ ﺝ ﺵ ﺍ ﻑ ﺵ
ﺵ ﻍ ﻗ	
ﺵ ﻉ ﻉ ﻝ ﺵ	

3 ﺵ ﻝ ﻍ

ﻝ ﻑ	ﻥ	ﻝ ﻑ ﺵ (1)	ﻱ	(2)	(%)(3)=(2)/(1)	ﻝ ﺍ	ﻱ	ﺍ ﺍﺎ	ﻝ ﻑ ﻝ ﺍﺎ ﻉ ﻝ
ﻡ	--	0	0	0	--	--	0	--	--
ﻝ ﻥ ﺝ ﻥ ﻉ ﻝ ﻗ ﻍ ﻥ ﻝ ﻗ ﻍ ﻥ ﻝ ﻗ ﻍ ﻥ

ո Ո					34	62	27	8.50	8
Ռ ո ք Ո	Ո	Ո ո		200.00	39,187,422.73	36,381,990.57	29,121,638.27	11,928,284.10	8,964,048.60
ո Ո	Ո								

	2012		

5

	6,355	2,960.85	3,959.11	62.3%	
	7,129.8	2,347.37	3,239.62	45.43%	
	2,730.1	655.29	1,058.99	38.79%	
	3,523	1,782.13	2,490.13	70.68%	
	3,046	926.53	1,281.57	97%	
	22,783.9	8,672.17	12,029.42	--	--

2011	19,964.5	22,950.5	2,986
		12,029.42	

2013

ᐁᐧ ᐩ ᐧ ᐱ ᐩ 2013 ᐱ ᐩ ᐧ ᐁᐧ
ᐁᐧ ᐱ ᐩ ᐧ 15 ᐧ ᐩ ᐧ ᐩ ᐧ ᐱ ᐩ ᐧ
ᐧ ᐩ ᐧ ᐁᐧ ᐱ ᐩ ᐧ ᐁᐧ
ᐁᐧ ᐩ ᐧ ᐁᐧ ᐱ ᐩ ᐧ ᐁᐧ ᐱ ᐩ ᐧ ᐁᐧ
ᐁᐧ ᐩ ᐧ ᐁᐧ ᐱ ᐩ ᐧ ᐁᐧ ᐱ ᐩ ᐧ ᐁᐧ

ᐧ ᐁᐧ “ ᑎ ᐁᐧ ”

ᐧ ᐁᐧ ᐁᐧ ᐩ ᐧ ᐱ ᐩ ᐧ ᐱ ᐩ ᐧ

ᐧ ᐁᐧ ᐁᐧ ᐩ ᐧ ᐱ ᐩ ᐧ ᐱ ᐩ ᐧ

1 ᐩ ᐧ ᐱ ᐩ ᐧ ᐱ

ᐱ 2011 ᐩ ᐧ ᐱ ᐩ ᐧ ᐱ ᐩ ᐧ ᐱ

67,800,020.50

16,241.535049 54.91%

1,348.9416 4.56%

2,130.523351 7.2%

300 1.01%

200 0.68%

500 1.69%

360000110007025

758

2015 12 31

1992 1312

2012 5 28

2012 6 28

2012 6 1 → → 2012 6 1

2011

2011 6 30 2011 105 106

9,461.535 41.498% 23,491.12

3,244.82 55% 9,434.10

12,706.355

100%

2011 6 30

2011 8 10

2011 6 30 → 2012 6 1 26,117,435.88

17,338,499.58 8,778,936.30

	13,752,995.97	4,655,710.27	360,668.57
	69,835,163.30	9,154,260.66	-2,487,356.36

2

2012 4 25

100% 100%

2012 3 31

2012 014

1,001.00 2012 12 31

5,088.00 100% ∩

2010 12 29 2025 3 17 360982210001665

2015 12 31

2008 8 360982210005521

500.00 2012 12 31 ∩

2011 5 16 2028 8 14

158

2013 8 13

2012 4 30 2012 5 25 ∩

2012 5 1 → 2012 5 1

2012 5 1 ∩ ∩

2012 4 25

31 →

2 2012 – ‖ ‡ ‡ ‖

Ռ F 2012 435

3

4 2012 Ռ

2012 11 06	´ ∧	سم		ق فی	∧ ٹ ۱ ۷
2012 11 14	´ ∧	سم		n صمم	∧ ٹ ۱ ۷
2012 11 23	´ ∧	سم		…	∧ ٹ ۱ ۷
2012 11 27	´ ∧	سم		سم	∧ ٹ ۱ ۷
2012 11 29	´ ∧	سم		سم n ۷	∧ ٹ ۱ ۷

										m.cn/
Ո ᾗ	ᵃ ᾗ 41.50%	9,461.54			1,193.69	3.46%				

				ˉ ，		(%)							
2012 08 29													^ (^ 2012-04 6) 2012 8 29 n Ո http:// www.cn info.co m.cn/
	51%	2012 8 27	2,916.35	62.05	57.27	0.18%	‡	ĩ					51%

ر ɑ

ك صر ת ر ˉ Ո ɒ ر ˉ ف ل ـ ل Ո ـ ج ؛

2012 ɒ ف ق ـّ ـ ـ ـ

ʉ , ˧ ʎ ᾱ ʎ ʉ ⁸ 41.498% 55%
Ռ ʎ ˧ ʎ ˩ Ռ ݬ ╕ ݾ ╟ 8,000 ⅓ ʉ ⁸
ݾ

2012 7 11 ᾱ ʉ ʉ
ʎ ݮ ˧ ʉ . – ʉ ⌠
ʎ ˩ ą ʉ ⌠ ʎ ‖ ʉ ⌠ ʎ
84,614,815.06

2012 6 28 ⁸ ݮ ݣ ╕ ˩ 2012 6 27 ݮ
ݣ ╕ ˩ → ʎ ˩ ⁸ ʎ

ݮ ʎ ɱ ʎ
ʎ

2013 3 12

4,648

2013 3 21

5.44

1

2012 (2012-014) 2012 4 26 Ո http://www.cninfo.com.cn/	2012 04 26			(%) 82.85%	7,265.98						

2 **ᒪ ᑲ**

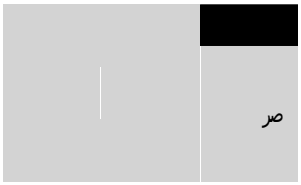

(x

												n Ո http://www.cninfo.com.cn/

3

						,

.X • … e s• Žu (i‡…˜ciSqÖx c…˜eOP… P†$)UTUOP•• bB…˜k qÖx csR8Y†°7 nõ sR >x à

1

1

10%

□ √

2

10%

□ √

3

10%

□ √

2

⁄ . ⁄	⁄

⁄ ⁄

1 **⁄**

⁄	⁄	

[2013]004381 ∧) ج ∧ 2011 ∩ 2012			2,501.71 ∩ ج ∧ 2011 2012 ⊣ 2013 ر ع ر . – ˇ . – ∩ ج ج ∩ ˇ 2011 ˇ 2012 ˇ ⊣ 2013 ˇ ∧ 10 . –		

2,894.88 ھ ك ~ 2012-053			ﻫ Ռ ك 10 1 Ռ Ռ ك ك Ռ ك Ռ ﻫ Ռ ك		
					ﻫ
					ﻫ
					ﻫ

							(2010-033) 2010 11 27 n Ո http://www.cninfo.com.cn/

Ե գ

Ե

Ե	Ե 80
Ե Ե	17
Ե	

Ե

□ √

Ե Ե գ

√ □

2012 8 3 2012 8 20 2012 2012 2012 [2012]149 2012 2012 2012

Ե

Ե գ

գ

ˉ

ˉ نې Ո Ո

ˉ Ո Վ Ո ո ą

cninf
巨潮资讯
www.cninfo.co
m.cn 中国证监会指定信

ל ╠ ר ק

ל ╠ ק

	ל ╠ ם	ל ╠ ב	ל ╠ א

87,375

4 2012 9

ᑎ 2012 7 11 ᒥ ᑭ 990,672,061 ᒣ 945,372,061 ᐱ ᐱ ᐱ ᐱ 12

ᒧ			1.18%	11,674,261	0	0	11,674,261		0
ك ڧى ᒧ ᐢᐢ n ᐢᐢ صر			1.11%	11,012,066	0	0	11,012,066		0
- ك ڧى صر ᒧ ᐢᐢ n			1.06%	10,540,980	0	0	10,540,980		0
				ᒪ					
ᐢᐢ ڧى ᕒ ني			1.01%	10,000,000	ᒧ 10,000,000		10,000,000		

			صر n ـــ
10,540,980		10,540,980	صر ـ ـ ك فى n ـــ
6,911,969		6,911,969	فى ٨ - ¨ 3 ٨ n
6,300,000		6,300,000	فى ٨ - ٨ n ´ ٨ n
5,880,786		5,880,786	ط
5,537,647			فى ٨ p

Ո ą	

□ √

3 Ո ą

	ف	ل 8

□ √

4 10%

		2001 07 06	72776518-6	18818	

					ﻟ ﺭ ﻫ ﻓﻰ

[redacted]

ᒧ	╠			38	2012 12 25	2016 02 26	0	0	0	0
				53	2011 04 19	2013 02 26	0	0	0	0
				74	2006 12 25	2013 02 26	0	0	0	0
†				59	2006 12 25	2013 02 26	0	0	0	0

6 1976 10 ᒣ ᑌ ᓱ ᐱ ᖫ ᑐ
ᐱ ⁿ ⁿ ᒪ ᐱ

7 1965 5 ᒣ ⁸ ᓱ ᑐ ⁸ ᐱ ᒪᑐ

	Ո		2005 01 01	2013 12 31	
	Ո		2012 07 01	2013 12 31	

√ □

	א		2006 05 01		

[redacted]

			50		74.8	0	74.8
			45		63.52	0	[redacted]

[redacted]

ᒣ			57		29.93	0	29.93
			58		16.53	0	16.53
			60		14.25	0	14.25
	ɔ		42		57.38	0	57.38
ɾ	╣		38		16.07	0	16.07
			53		71.07	0	71.07
			74		5	0	5

⋮		2012
˥	(ὖ) ˥	27
	˥	599
	˥	1343
	˧ (ὖ) ˥	2153

Ո

Ո ա զ

֊ Ո Ո n Ո ñ ‡ ռ n ‡
Ո ֊ ف ֊ ¨ ╗
Ո Ո Ռ Ո
ո 8 Ռ Ո ñ ‡ Ո ֊ ā
֊ ֊ Ռ Ո ¯
Ո Ո n 8 ա ֊
զ Ռ 8 Ո 8 8 Ո ֊ ¨ ¨ Ո ո 8 2012 Ո
ج Ո 8 ա Ո 8 8 ↑ Ո ֊ Ո ā
‡ ج 8
Ո
Ո Ո n Ո ա ‡
‡ ‡ ‡ 8 ֊ Ո 8 ¨
֍ ‡ ֍ ‡ ֍ ‡ ֍
‡ ո ֍ ج ո ֍
֊ ā ֊ ֊
Ռ Ո ¯
1
Ո Ո ┣ ā Ո , Ռ
ñ ֊ ñ ┗ ā ر ո
ո ج Ո ֊ Ո ֊ ֊ Ո ¨
8 ֆ ո ո ⋮ ո
2
Ո 9 ֍ ո 3 ֍ ֊ ֊ ֊
ā 8 Ո , Ռ 8 Ո ┗ ā 8 Ո ¯ ֆ Ռ
8 Ո ╗ ֎ ֊ n n Ո ھ Ո ج
تن ā Ո ر 8 ա Ո 8 Ո
֍ ۰ я Б [ĭ
Ռ ן ہ ŏ ř ñ Æ № ╥ ո ĭ

2012 8 20

4 Ո 2011
֊ Վ
5
Ո 2011 ֆ
Ֆ
6
Ո 2012
7

8 Ո
Ռ
Ջ Ո

8 Ո 100%

Ո 100%
9
Ո
Ռ Ջ

(1) 1 (2) 2 (3) 3 (4) 4 (5) 5 (6)

(1) (2)

(1) (2)

(3)

(1) (2) (3)

(4)

,

,

cninf 巨潮资讯 www.cninfo.com.cn 中国证监会指定信息

ȣ

ȣ ą

2012

	2013 04 23
	2012 http://www.cninfo.com.cn/

□ √

□ √

√ □

ą

2010 3 Ռ

Ռ

67

ﺨ ﻉ ﻉ ﺨ

ﺨ

ﺹﺭ	ﻫ
ﺨ	2013 04 21

1

	449,614,692.85	287,213,510.30
	0.00	0.00
	0.00	

	0.00	0.00
	0.00	0.00
	418,087,062.24	265,553,417.96
ᓴ	0.00	0.00
ᑭ	95,707,742.69	9,921,329.39
	1,977,488.10	8,320,870.24
	2,676,260.36	988,777.53
ᕼ	0.00	0.00
ᕼ ᕕ	970,751,807.76	594,261,783.11
	2,094,865,990.67	1,800,053,515.49
ᕼ		
	0.00	24,070,172.40
ᓭ	0.00	0.00
ᐃ ᓴᓭ	0.00	0.00

	0.00	0.00
ⁿ	0.00	0.00
	0.00	0.00
	220,400.00	227,200.00
	0.00	18,497,932.39
	0.00	0.00
╣	18,821,228.15	0.00
╣ ᐟ	19,041,628.15	

	0.00

	1,528.00	4,528.00
	17,169,307.80	11,156,451.17
–	0.00	0.00
–	0.00	0.00
	3,431,024.09	141,407.32
‖	0.00	0.00
‖	0.00	0.00
‖	20,601,859.89	11,302,386.49
‖		
	0.00	0.00
n	0.00	

	68,916,306.42	87,782,266.95
	276,139,747.75	361,127,592.38
	13,632,908.12	24,530,937.49
	255,461,059.63	323,976,667.80
	20,678,688.12	37,150,924.58
	--	--
	0.26	0.34
	0.26	0.34
	0.00	0.00
	276,139,747.75	361,127,592.38
	255,461,059.63	323,976,667.80
	20,678,688.12	37,150,924.58

13,632,908.12

4

	12,178,625.81	14,098,827.32
	0.00	0.00
	682,003.04	789,534.32
	0.00	0.00
	31,818,895.41	20,900,659.06
	144,912.42	-7,853.51
	2,000.00	-95,021.00
	-1,998,171.65	-1,536,418.89
	390,314,941.31	269,364,478.90
	0.00	0.00
	367,847,584.60	260,339,568.46

cninf 巨潮资讯 www.cninfo.co m.cn 中国证监会指定信

╟	1,990,058,680.06	2,136,378,047.47
ك p ﻫ ╪ ﻫ	1,159,099,265.10	1,150,802,646.15
╗ ' شخ ﻫ	0.00	0.00
╗ ' ﻫ Ո	0.00	0.00
ﻫ ﻫ ﻫ	0.00	0.00
ﻫ –	0.00	0.00
– '	0.00	0.00
ﻫ	220,305,894.10	174,937,617.78
ﻫ	249,741,309.43	270,350,498.77
╟	176,945,351.25	375,280,414.88
╟	1,806,091,819.88	1,971,371,177.58
╟ '	183,966,860.18	165,006,869.89
╟		
ى أ	2,110,948,261.07	48,703,561.30
ﻫ أ	888,066.16	84,868.00
Ո ش ' ى	29,292,117.45	118,451.60
[redacted]	25,652,842.52	0.00

1,547,435,960.54		40,697,427.22
232,419,318.04		100,110,487.53
28,948,800.00		0.00
0.00		0.00
0.00		0.00
1,808,804,078.58		140,807,914.75
150,788,421.00		184,432.00
1,545,493,536.97		40,853,497.47
264,909,375.89		51,891,225.00
0.00		0.00
1,961,191,333.86		92,929,154.47
-152,387,255.28		47,878,760.28
362,930,000.00		0.00
0.00		0.00
0.00		0.00
0.00		0.00
362,930,000.00		0.00
0.00		0.00
35,041,791.05		23,361,194.04
721,300.00		3,263,745.22
35,763,091.05		26,624,939.26
327,166,908.95		-26,624,939.26
0.00		0.00
125,532,933.28		-33,971.65
143,910.08		177,881.73
125,676,843.36		143,910.08

cninf 巨潮资讯 www.cninfo.co m.cn 中国证监会指定信

1.05

							667.80		4.58	2.38
՛										
Ո							323,976,667.80		37,150,924.58	361,127,592.38
Ո ֊		-16,380,870.19		-1,771,877.55		-15,946,897.95		-18,291,579.31		

	630,248,041.00	184,872,431.83					4,953,808.43	870,725,239.65
	630,248,041.00	184,872,431.83					4,953,808.43	870,725,239.65
	360,424,020.00	245,280,09						

	315,124,020.00						-315,124,020.00	
1								
2								
3								
4	315,124,020.00						-315,124,020.00	
1 ۸								
2								
ني	990,672,061.00	430,152,526.02						

ني – ӑ					26,034,375.46		-49,395,569.50	-23,361,194.04
1 ӎ					26,034,375.46		-26,034,375.46	
2 ӎ ῃ								
3 ӑ							-23,361,194.04	-23,361,194.04
4								
	210,082,680.00						-210,082,680.00	
1								
2								
3								
4	210,082,680.00						-210,082,680.00	
1 ӎ								
2								
ني	630,248,041.00	184,872,431.83			50,650,958.39		4,953,808.43	870,725,239.65

ӎ ᆖ ᶐ

1. ӎ ˥ ӎ

Ռ ӎ (– ӎ ‖ – ӎ ‖)ᶆ ע ӎ 1996 ῃ ע ˜ ˧ ҹ ӎ 1996 12 10 جه صه ⁿ ᶅ ӎ Ω ӎ ע ᶅ Ռ ڂ ˧ ӎ ת Ռ ᶅ 2012 12 31 ӎ ˧ 990,672,061 ӎ 990,672,061.00 ӎ 2011 ᾱ ӎ 2011 12 31 630,248,041 ᆖ ӑ

3

ך1 1 12 31

4

5 ﻝ ﻡ Ո ﻝ ﻡ ﻯ

1 ﻝ ﻡ ﻯ

ﻝ 8 ﻯ ﻯ ﺟ ﻯ ﻟ Ո ﻯ ﺟ ﻯ

ﻯ ﻟ ’ ﻯ ﻟ

>• Ü J Ø 2W$y²¯À$3 Œ@

Ä ﻯ ﻯ o Ÿ ”A ﻯ ﺗﻢ ﻯ 7

cninf 巨潮资讯 www.cninfo.co m.cn 中国证监会指定信

6 א ה

1 א ה

א א ה א תנ ש כל א ה

א א תנ א ה א

א ג א ה א

א ה א א א א א א ה

א א ה ש א א א א

א א א א א א א א ה

א א א א א א א א

2

9

1

2

1.

1.

1.

巨潮资讯
www.cninfo.com.cn
中国证监会指定信息披露网站

ˀ ‡ ˀ

ˀ ‡ ˀ

ˀ

ˀ

ˀ ˀ ˀ ˀ ˀ ˀ ˀ ˀ

ˀ ˀ ˀ

5 Ո

ˀ Ո ˀ ˀ ˀ

ˀ ˀ ˀ ˀ ˀ

ˀ ˀ ˀ ˀ ˀ

Ո ˀ ˀ

ˀ

6 Ő ˀ ˀ ñ

ˀ ‖

ˀ ˀ ˀ ñ

1 ˀ ˀ ñ

ˀ ˀ ˀ ˀ ˀ ˀ ˀ

□ ˀ ˀ

ˀ

2 ˀ ˀ ñ

ˀ ˀ

ˀ ˀ ˀ ˀ

ˀ ˀ ñ ˀ ˀ ˀ

7 ˀ ˀ ˀ ˀ ˀ ˀ ˀ ˀ ˀ

10 ˀ ñ ñ Ո

1 ˊ ˀ ñ

ˊ ″ ñ	100 Ő 100 ˀ
ˊ ˊ ˀ ñ	ˊ ˀ

cninf 巨潮资讯 www.cninfo.co m.cn 中国证监会指定信

	☒ ☐

2

☐ ☑

	(%)	(%)
1	0%	0%
1 2	5%	5%
2 3	10%	10%
3 4	30%	30%
4 5	80%	80%
5	100%	100%

☐ ☑

☐ ☑

3

☒	











2

1

-

-

3 ٪ ٨ ٥ :

٨ ٨ ‖ ٥ ج ‖ ٤Ո ā ٦ ٥ ٨

ٮ ج ‡ ٪ ٨ ٥ ٤Ո ā ٨ ā ٣

٥ ٮ ٥ ‡ ٥ ٪ ٦ ;

4 ٪ ٪ ٨ ٪ ñ

ج ٪ ٨ ٪ ٦ ٧ ٨ ٪ ٦ ٧ ٪ ٦ ٧ ٪ ٦ ٧ ٪ ñ

٪ ٦ ٪ ج ج ; ٪ ٦ ٧

ج ٪ ٦ ٧ ك ج ٪ ٦ ٧ ٨ ج

٪ ٦ ٧ ٪ ٦ ٧

٨ ٪ ٪ ٪ ج

٪ ٦ ٪ ٪ ٦ ٧

٧

13 ٪

٪ ٪ ٪

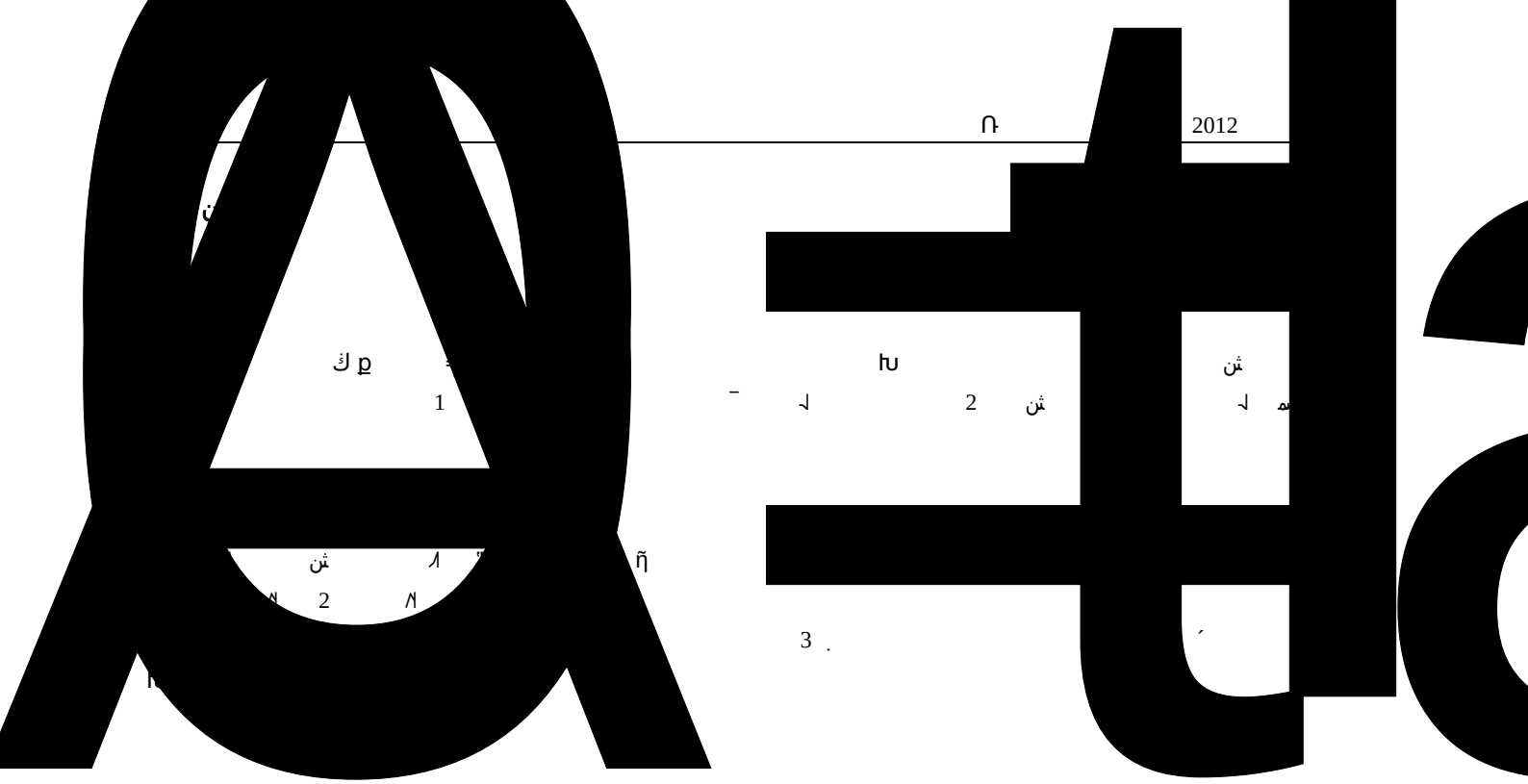

5%	5-10		
5%	5-10		
5%	5-10		
5%	5-10		

4

5

15

1

2

3

16

1

1

2

3

2

3

4

巨潮资讯 www.cninfo.com.cn 中国证监会指定信息披露网站

17

18

19

1

	5-10	
	2-5	

3

4

5

6

1
2
3

20

21

22

1

2

23

1

2

cninfo 巨潮资讯 www.cninfo.com.cn 中国证监会指定信息披露网站

ﺝﻫ ﻉﺝ ﺹﺭ ﺹﺭ ﺝﻱ

1 2 3 4 ╟ 5

– 6 –

ﺝﻫ ~ ⌐ ﻉﺝ ∩ ⌐

ﺝﻫ ⌐ ﻉﺝ ⌐ ⌐ ⌐ ﺝﻫ ⌐ ؛

27

1

2

28

1

1

2

2

1

2

cninf
巨潮资讯
www.cninfo.co
m.cn
中国证监会指定信

3 ر ا ھ

29 ر

1 ر ñ

2 ر

30 ע n Ե

31

32 ل

ˇ ĩ ل

□ √ ĩ

1 ل

ˇ ĩ ل

□ √ ĩ

2 ل

ˇ ĩ ل

□ √ ĩ

33 ฑ

ˇ ĩ ل ฑ

□ √ ĩ

ˇ ฑ

1

ˇ ĩ ل ฑ

□ √ ĩ

2

ˇ ĩ ل ฑ

□ √ ĩ

cninf 巨潮资讯 www.cninfo.co m.cn 中国证监会指定信

34

1

		17% 13%
		5%
		5% 7%

	15%	
	15%	
	15%	
	15%	

70% 1.2% 12%

2

1 [2012]1 51 GF201136000019 GF201136000047 2011 10 9 2014 10 8 2011 2013 15%

2 [2012]5 16 GF201236000005 GF201236000016 2012 4 20 2015 4 19 2012 2015 15%

巨潮资讯 www.cninfo.com.cn 中国证监会指定信息披露网站

					ƌ ˥ ɾ								
Ո 8 Ո (Ո)	Ո	Ո ˊصصصصم 608 Ո	8	2,300.00	ڇ 9 9 9 ɾ Ո ㄴ	2,724.86		100%	100%				
ɻ F 8 Ո (F Ո)	Ո	Ո ﻍز Ɯ	8	3,100.00	ŏ 9 9 9 9 9 9 , ŏ 8 9 ɾ	3,644.36		100%	100%				

/P <</MCD 175

		758 年											

						21,675.00		100%	100%				
				5,088.00									

4

1,863,780.10	13,223,780.10	
8,964,048.60	36,381,990.57	( )
22,380,268.38	183,367,145.63	( )
4,270,954.91	24,785,573.06	( )
32,470,134.66	125,847,424.53	( )
19,120,694.67	53,898,557.96	( )

1,216,684.59	36,606,837.90	( )

5

. – ᚺ ᛇ ᛗ ᚳ ᛩ ᚺ

ᛇ ᛗ ‖ ᚺ ᛇ ᛗ 84,614,815.06

2012 ᚳ ᚻ ك جھ ᛗ ᛭ 28 6 2012

ᚳ ᚻ ك جھ ᛗ Ռ 27 6

→ ᛗ ᚳ ᛭ ᛗ

1. ᛗ ᛛ ᛩ

᛭ Ռ ᛭ ᚹ ᛗ – ‖ 2004 10 19 Ռ ᚸ

ᚳ ᛗ Ռ ᛗ ᛗ 200 ᛚ ᚳ

2012 12 31 ᛗ ᚳ Ռ ᛗ 110 ´ 55% ᛭

ᛏ ᛗ 81 ´ 40.5% ᛗ 9 ´ 4.5% جھ

⅝ ᵾ ᵁ ᵋ ᚳ Ń ᚱ

Ո Ո

2011 6 30 → 2012 6 1 ╗ 26,117,435.88
╗ 17,338,499.58 ╗ 8,778,936.30

6

4 30 ~

→ → 2012 5 1 ﾉ

Ѝ 2012 5 1 ⁸ Ռ

ﾉ

3 ﾉ ~

2012 4 25 Ѫ ﻍ

ﷺ ñ 2012 3 31 →

, ╗ ╗ Ỉ

Ռ ﻍ ﻟ Ռ

4 ك ﻝ

ﻟ ⁸ Ѝ Ռ

1 ك ﻟ

2012 5 1 .

⁸ ﻟ ﺘﻦ ﻉ ﾉ Ռ

ϙ

~ ~ Ѝ Ѝ

, ,

Ռ Ѝ Ỉ ⋮

10

1

:	--	--	33,393.17	--	--	713.17
	--	--	33,393.17	--	--	713.17
	--	--	448,997,671.47	--		

2

0.00		

3

3

		أ		

ك

4 –

	٦	٦	ـ		ـ ـ	ـ أ
–	0.00			0.00		
	--	--	--	--	--	--
–	0.00			0.00		
	--	--	--	--	--	--
				0.00		
٨	0.00			0.00	--	--

5 –

1 –

٦	ـ ٦

3

6

1



			]	
		֏ Ñ		֏ Ñ

4 Ѧ 5 ӈ 5 ā ́ ą

́

́ ɻ			⏌	
		ѫ		ѫ

5

́

́ ɻ			́ (%)

ﻙ ϱ		765,156.36		492,047.64	630,731.64
□		0.00		0.00	
		0.00		0.00	
ﻤ		765,156.36		492,047.64	630,731.64

3 ñ ϙ

	ñ		

14 Ո

	(%)	(%)					
	0%	0%	0.00	0.00	0.00	0.00	0.00
	0%	0%	0.00	0.00	0.00	0.00	0.00

15

1

						(%)	(%)				
	--	0.00	0.00	0.00	0.00	--	--	--	0.00	0.00	0.00

2. سم بص	0.00	

	4,197,643.83	--	4,325,973.72
	5,836,778.39	--	21,548,756.03
	6,160,794.09	--	6,719,321.74

38,556,328.93 جم ش ا 35,598,498.43

2 ش ق

	ا		ñ	'	

3 ش

	ا		'

4 ش

15,046.40 2012 6 29 15,046.40

31,744,600.00 118,719,400.00

75,708,384.60 2

63,766,283.74 11,378,386.33

492,927.54 792,261.28

228,546.75 356,641.87

16,903,846.53 9,907,769.51

4,085,813.06

4

5

6

1

	00.00	3.83	3.81	0.09								77.55
	260,000.00	306,876.77	65,415.57	372,292.34		100%	100.00					

Ո 8

9

3

	0.00			0.00	
		0.00	0.00		--

4

	76.45	
	80.00	
	80.00	
	92.93	

5

19

23

1 **ϙ**

	328,017,548.39	186,364,999.56	30,389,094.90	483,993,453.05
1	253,998,574.08	125,360,075.43	1,440,294.90	377,918,354.61
2 ك	38,181,085.33	11,720,551.95	28,948,800.00	20,952,837.28
3 p	1,500,000.00	48,987,749.91		50,487,749.91

32,118,125.68

	7,111,703.64		5,571,878.31		1,539,825.33	
8	1,209,166.60		849,167.65		359,998.95	
		186,393.16	108,729.34		77,663.82	
	8,320,870.24	186,393.16	6,529,775.30		1,977,488.10	--

26 Ո

1 Ո

Ո

ñ	336,039.16	71,530.56
	2,326,221.20	889,246.97
	14,000.00	28,000.00
	2,676,260.36	988,777.53

2

	2,676,260.36		988,777.53	

ղ	0.00	0.00		0.00	0.00
ղ	0.00	0.00		0.00	0.00
ղ	0.00			0.00	0.00
ղ	0.00			0.00	0.00
ղ	0.00	0.00		0.00	
	0.00	0.00		0.00	0.00
	1,012,988.14	1,368,386.87		518,033.64	1,895,878.85

ղ

Ռ 2012 4 30 ղ

ղ 2012 6 30 ղ

28

30

	0.00	0.00
	0.00	0.00
	0.00	0.00
	0.00	0.00
	0.00	0.00

31

		0.00
		69,466,810.00
	0.00	69,466,810.00

0.00

70 6070

2 **Ո Ո 5** **Ծ 5** **ձ**

3 **զ**

1 **Ո Ո 5** **Ծ 5** **ձ**

2 **զ**

	22,461.31	---

	1,632,800.00		
	956,661.00		
	606,149.91		
	487,500.00		
	376,666.67		
	4,059,777.58		

33

1 **զ**

1	77,538,717.67	146,105,984.17
1-2	596,971.59	7,450,723.78
2-3	247,573.97	760,117.79
3	3,072,425.04	2,405,790.09
	81,455,688.27	156,722,615.83

2 **Ո Ո 5** **Ծ 5** **ձ**

cninfo 巨潮资讯 www.cninfo.com.cn 中国证监会指定信息

3

1

2

3

	558,395.08		

34

Ո	2,290,820.88	195,647,275.00	193,014,127.08	4,923,968.80
–	0.00	8,612,133.00	8,612,133.00	
	944,405.10	16,449,616.52	17,393,682.82	338.80
	21,624.69	2,333,367.39	2,354,992.08	
	857,708.29	11,928,700.81	12,786,409.10	
	23,066.14	686,182.45	708,909.79	338.80
	41,753.58	1,404,590.75	1,446,344.33	
	252.40	96,775.12	97,027.52	
	8,857.00	649,451.00	658,308.00	
–		19,405.00	19,405.00	
	3,019,251.93	607,481.00	771,994.80	2,854,738.13
	6,263,334.91	221,985,361.52	220,469,650.70	7,779,045.73

0.00

Ո 607,481.00 – 0.00 19,405.00

		]
	7,615,548.64	4,909,875.96
	46,697.73	
	370,473.25	200,327.18

2011

38

1 ą

1	22,677,686.37	25,208,710.90
1 2	17,187,777.88	8,826,736.54
2 3	6,880,576.19	509,191.97
3	5,661,906.32	8,955,183.98
	52,407,946.76	43,499,823.39

2 5 5 ą

	]	╗	՞	
	18,497,932.39		18,497,932.39	

ﾉ

3

43

44

1

			%			

2

45

	227,200.00		6,800.00	220,400.00	---
	227,200.00		6,800.00	220,400.00	--

[2009]56

6,800.00

巨潮资讯 www.cninfo.com.cn 中国证监会指定信息披露网站

46

	971,670.84	
	7,630,000.00	
GMP	2,600,000.00	
	1,919,160.51	
	4,757,290.81	
	943,105.99	
	18,821,228.15	0.00

1 [2011]2874 1,000,000.00

2012 28,329.16

2 2012 [2012]95

7,630,000.00

3

	ᒣ	ᐢ ᐦ ᒣ	
		ᒧ	

ᐱ	2,071,206,745.89	1,264,317,058.57	2,336,482,914.77	1,415,802,004.72

4 Ꮮ ᒣ ꓵꓢ

ꓵ Ꮤꓢꓲ

56 Ղ Ֆ

	Վ	Վ	Ֆ
	542,101.55		
	6,170,010.22	6,890,249.85	

۱	600,050.09	786,343.35

0.00	0.00	
0.00	0.00	
0.00	0.00	
0.00	0.00	
0.00	0.00	
0.00	0.00	
0.00	0.00	
0.00	0.00	
0.00	0.00	
0.00	0.00	
0.00	0.00	
-98,580.79	1,368,386.87	

63

1

88,602.73	3,677.76	17,573,116.79	
5,428.46	3,677.76	6,013.94	
83,174.27		17,567,102.85	
4,763,986.39	29,976,208.52	4,763,986.39	
10,513,460.78	11,182,574.75	10,513,460.78	
416,094.60	184,118.89	416,094.60	
258,191.83	323,687.79	258,191.83	
422,000.00	100,000.00	422,000.00	
3,083,228.52	674,793.89	3,083,228.52	
17,596,267.76	63,022.67	111,753.70	
	42,508,084.27	37,141,832.61	

2

		592,801.88	

cninf 巨潮资讯 www.cninfo.com.cn 中国证监会指定信息披露网站

1. لج لا	326,739.22		
2. ۴ لج	180,839.49		
3	28,329.16		
4.: ۸ ۹	56,894.01		
╠	9,920,658.90	11,182,574.75	
1. … ۸	4,070,000.00		
3.بى		2,545,483.00	
4. ╨	480,000.00	260,000.00	
5. ╨	5,090,000.00	8,037,200.00	
6.ھ	21,658.90	335,355.63	
7. ك ر ╨	160,000.00		
8.			

6 8 2010 5 27 10% 480,000.00

7 [2011]150 5,090,000.00

8 [2009]61 11,520.00 [2011]13 10,138.90

9 [2012]207 100,000.00 [2012]279 60,000

10 2011 10 13 2011 99,000.00

64

66

[2010]2 2010 [2008]43 2008

1

	0.26	0.26	0.34	0.34
	0.23	0.23	0.28	0.28

2

	1	255,461,059.63	323,976,667.80
	2	36,604,897.59	54,625,005.05
	3=1-2	218,856,162.04	269,351,662.75
	4	630,248,041.00	420,165,361.00
	5	315,124,020.00	525,206,700.00
	6	45,300,000.00	--
	6		
	6		
	7	6	12
	7		
	7		
	8	--	--
	9	--	--
	10	--	--
	11	12	12
	12=4+5+6×7 ÷11-8×9÷11-10	968,022,061.00	945,372,061.00
	13		
	14=1÷13		
	15=3÷12	0.23	0.28

	17	25%	25%
	18	--	--
	19	--	--
	20=[1+(16-18)×(100%-17)]÷(13+19)		
	21=[3+(16-18)×(100%-17)]÷(12+19)	0.23	0.28

1

=P0÷S

S= S0 S1 Si×Mi÷M0– Sj×Mj÷M0-Sk

P0 S S0 S1 Si Sj Sk M0 Mi Mj

2

=P1/(S0 S1 Si×Mi÷M0–Sj×Mj÷M0–Sk+)

P1

67

	0.00	0.00

68

ˆ	16,822,931.09
ˆ ¯	

3 Ռ

	449,614,692.85	[redacted]

[redacted]

[redacted]

[redacted]

Վ

1 Ո Ո

							Ո (%)	Ո ã (%)	8	
	Ո Ո Ո Ո		Ո	՛ 158 Ո		Ո Ո Ո Ո	18,818.00	44.54%	44.54%	72776518-6

Ո Ո

Ո Ո Ո Ո

ρ [8]		6							
[8]						295800000	54.91%	54.91%	15826154-2
ת [8]				ك	20000000	85%			

´ لـ %		´ لـ %		‡		صر	

3

4

5

1

2012 23 2012 8 23 2 23 300 300

2013 2 26 2013

ā

Ռ

,( ) <Ռ

, <

Ռ

,

,

2013 3 12

4,648 ,

4,648 ´

4.69%

5.44 / 2013

1 30

, ,

2013 3 11

,

,

,

,

435

4,648

,

,

,

,

12

48

	ñ ‡ 22 Ո — Ո Ո — Ո ص Black-Scholes Model Ո Ո , 4,648 . 6,659.64

2011 , –

√ □

		(%)			(%)

9

2

1

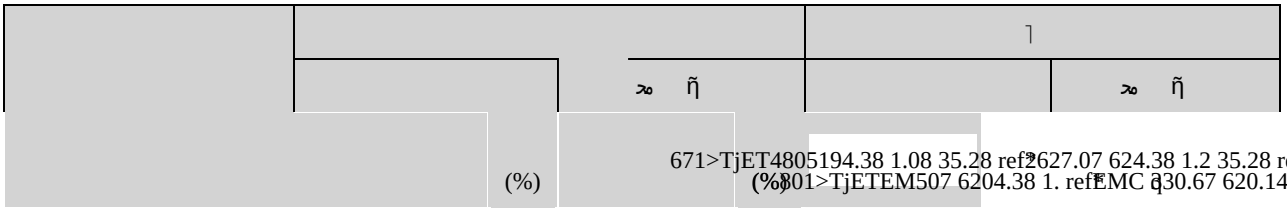
671>TjET4805194.38 1.08 35.28 ref2627.07 624.38 1.2 35.28 ref355.39 584805
(%)
(%)801>TjETEM507 6204.38 1. refEMC 330.67 620.14 25.92 35.565 7

՛ Յ	Ո		՛ (%)
Ո Ո	Ո	195,491,882.25	99.67%
Ո	--	195,491,882.25	99.67%

8

8 Ո		216,750,000.00		216,750,000.00	216,750,000.00	100%	100%		

	0.00		0.00	Ո

4 Ե ի ա Ա

Ո	Ո	Ո ա ա

Ω	120,794,994.77	117,884,926.62	¯
Ω ®	87,576,400.76	47,684,908.35	¯
®	3,863,899.13	2,753,404.49	¯
	90,295,736.43	82,142,644.07	¯
Ω ®	36,423,930.72	18,384,788.74	¯
®	50,093,037.28		¯
	389,047,999.09	268,850,672.27	--

3

1 Ω 2012 5 15 2012 12 18 ā Ω 2011 ¯ 95% ¯ 120,794,994.77

2 Ω ® 2012 5 15 2012 12 18 ā Ω 2011 ¯ 100% ¯ 87,576,400.76

3 ® 2012 5 15 2012 12 18 ā ® 2011 ¯ 95% ¯ 3,863,899.13

4 2012 5 15 2012 12 18 ā 2011 ¯ 100% ¯ 90,295,736.43

5 Ω ® 2012 5 15 2012 12 18 ā Ω 2011 ¯ 95% ¯ 36,423,930.72

6 ® 2012 5 15 2012 12 18 ā ® 2011 ¯ 95% ¯ 50,093,037.28

6

1 ¯	--	--
¯	385,329,063.18	260,343,754.58
	2,000.00	-95,021.00
	1,273,355.47	22,169.91
	2,661,318.30	4,367,649.72
Ω	-17,483,928.58	
	1,998,171.65	1,536,418.89

cninf 巨潮资讯 www.cninfo.co m.cn 中国证监会指定信

	390,314,941.31	269,364,478.90
	42,011,232.50	26,440,355.49
	9,299,473.40	8,342,069.62
	49,246,720.39	21,287,792.67
	125,676,843.36	143,910.08
	143,910.08	177,881.73
	125,532,933.28	33,971.65

1

	%		
	18.36%	0.26	0.26

				3-6 ,
				՜ .

	990,672,061.00	630,248,041.00	57.19%	10 5 ㄱ ㅐ
	293,346,256.17	106,825,706.26	174.60%	ㅐ Ո ㄴ ª ㅅ ㄴ
	106,059,246.76	67,526,340.44	57.06%	
ㅣ ㅡ	230,675,269.94	363,912,927.68	-36.61%	2012 ㅣ ㅡ ㄱ ㅡ ㄴ
ㅡ				
	143,501,577.48	103,502,704.24	38.65%	ㄴ ㅐ ㄱ h 900 , ㄴㄱ h 600 Ո ㄴ ª ╗

				136	
	28,000,000.00	20,000,000.00	40.00%	2012 6	
	22,568,104.79	128,269,000.00	-82.41%	8	-

( )

( )

( )

4869.01 7626 -15.84